

# Dust monitoring summary

Beenleigh Quarry | January 2026 - March 2026

Holcim Australia takes dust management at all our operations very seriously for the safety of our people and the local communities in which we operate.

At Holcim's Beenleigh Quarry, airborne dust monitoring occurs on a continual and volunteer basis at various locations around the quarry boundary that are used for site management and placed at a number of sensitive receptors within the local community. The results of the dust sensitive receptor monitors are included in this community summary.

Samples are retrieved and tested on a monthly basis by an accredited scientific laboratory. Monitoring analysis is carried out by Groundwork Plus. Any non-conformances are reported to the Department of Environment and Heritage Protection, the regulatory authority. Monitoring is carried out in accordance with *Australian Standard AS3580.10: Methods for sampling and analysis of ambient air – Determination of particulates – Deposited matter-Gravimetric method*.

## Monitoring locations

Markers in the map to the right show the location of the dust deposition monitoring points.



## Summary

All dust deposition monitoring results for the January 2026 to March 2026 period located in the community were below the 120 mg/m<sup>2</sup>/day dust deposition limit stated in the site's Environmental Authority. The sampler observations of organic matter in the sample and the high percentage of organic matter (i.e. combustible matter) in the laboratory results indicate this sample is likely to have been contaminated by organic matter and is not a genuine exceedance of dust deposition performance targets.

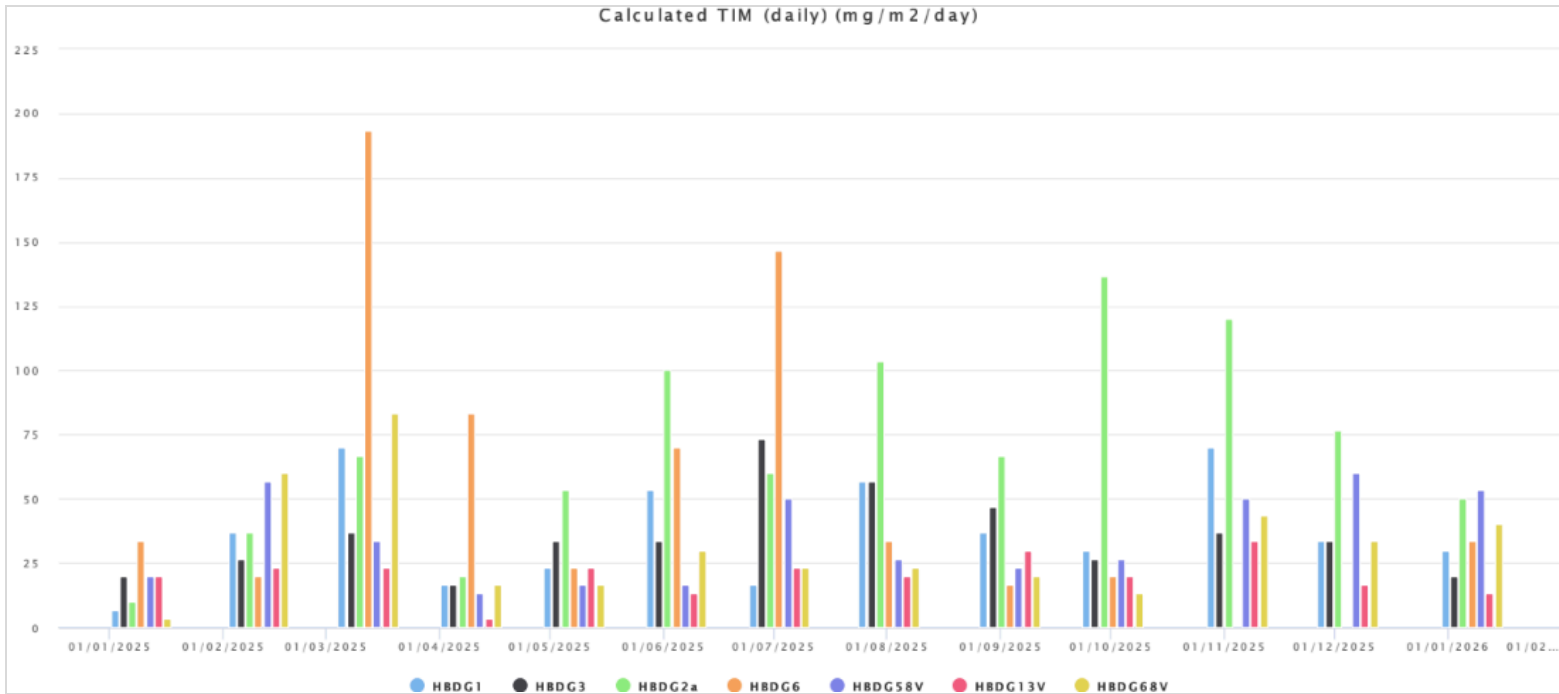
## Further information

Contact **Beau Patton**, Beenleigh Quarry Manager, on 0448 243 591 to provide feedback or request further information. Additional information on the quarry operations and community participation can be found on our community website [www.holcim.com.au/beenleigh](http://www.holcim.com.au/beenleigh)

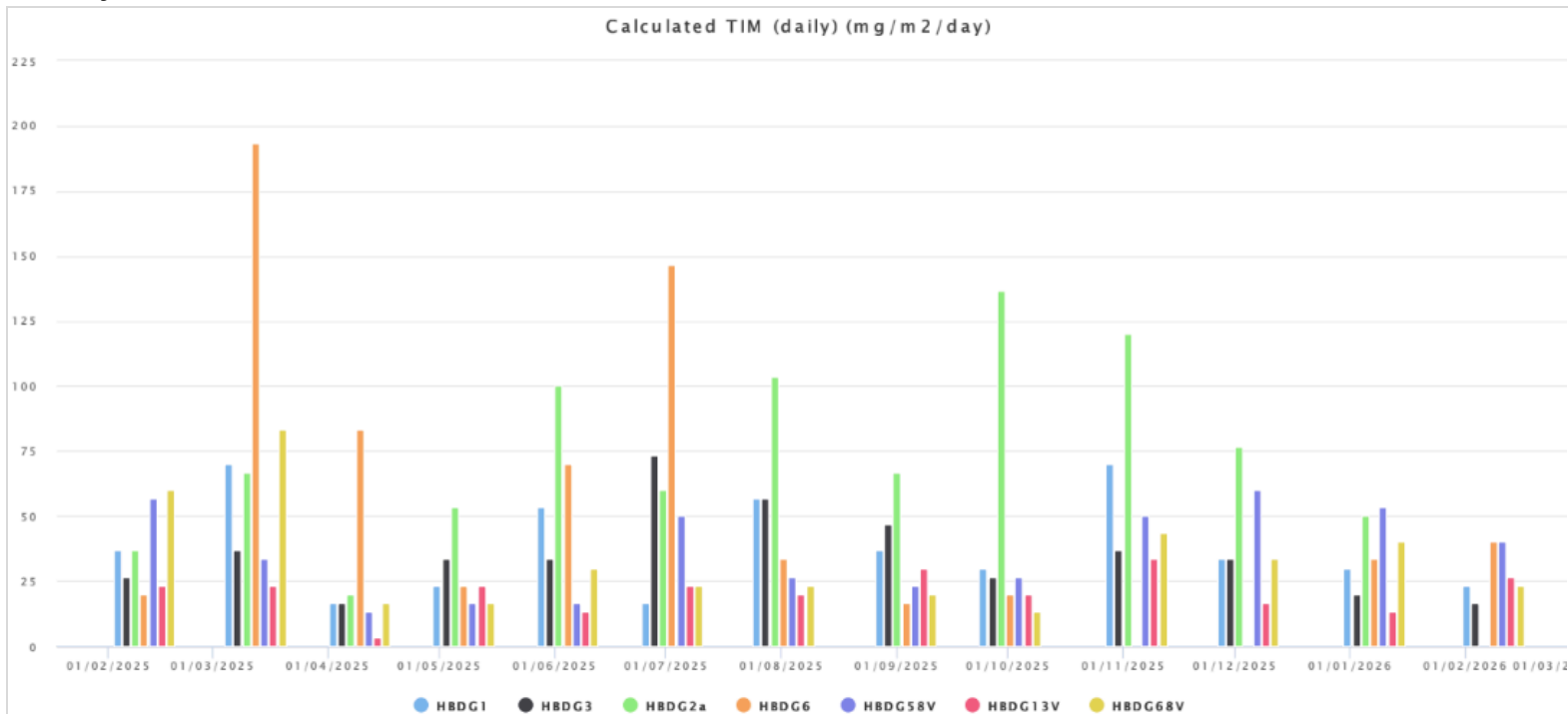
## Results for the period January 2026 - March 2026

*Total Insoluble Material* (ash content + combustible organic material i.e. organic material, leaves, pollen, bugs)

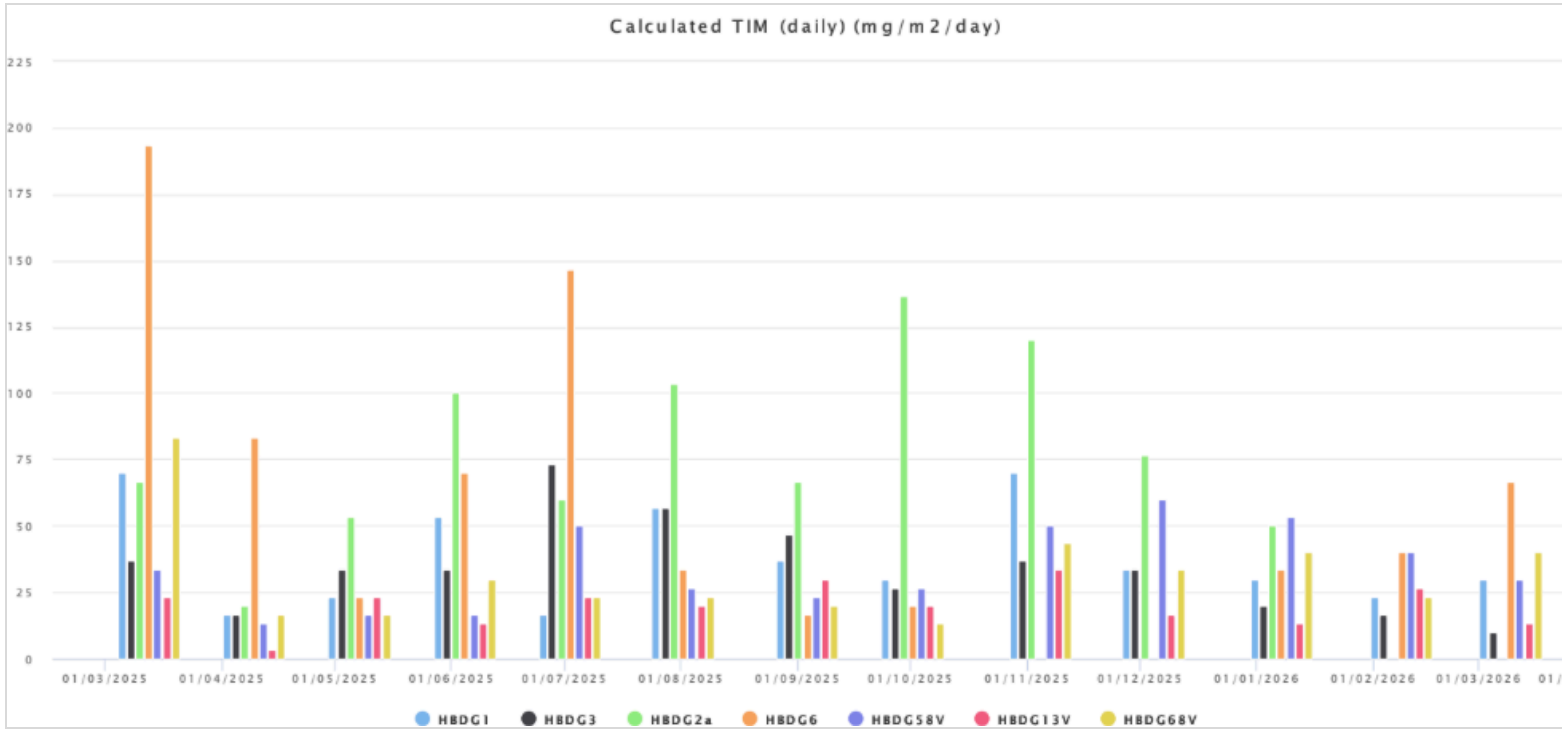
### January



### February



March



Dust Deposition Total Insoluble Matter Historical Trend Graph

